



SOLTERRA





Experience Electrifying Enjoyment

Built to handle both daily routines and weekend adventures, the SUBARU SOLTERRA XT delivers powerful acceleration from front and rear motors, AWD capability for rough roads, and advanced safety features for peace of mind—bringing more smiles to your family and greater enjoyment to every drive.



Drive Electric, Drive Confident

Feel seamless, powerful acceleration from the moment you press the pedal. The SOLTERRA XT's low-centre of gravity, built on decades of SUBARU's engineering excellence, delivers smooth, stable handling. Combined with an improved AWD system, it ensures confidence on any terrain. Experience EV innovation fused with the SUBARU difference.



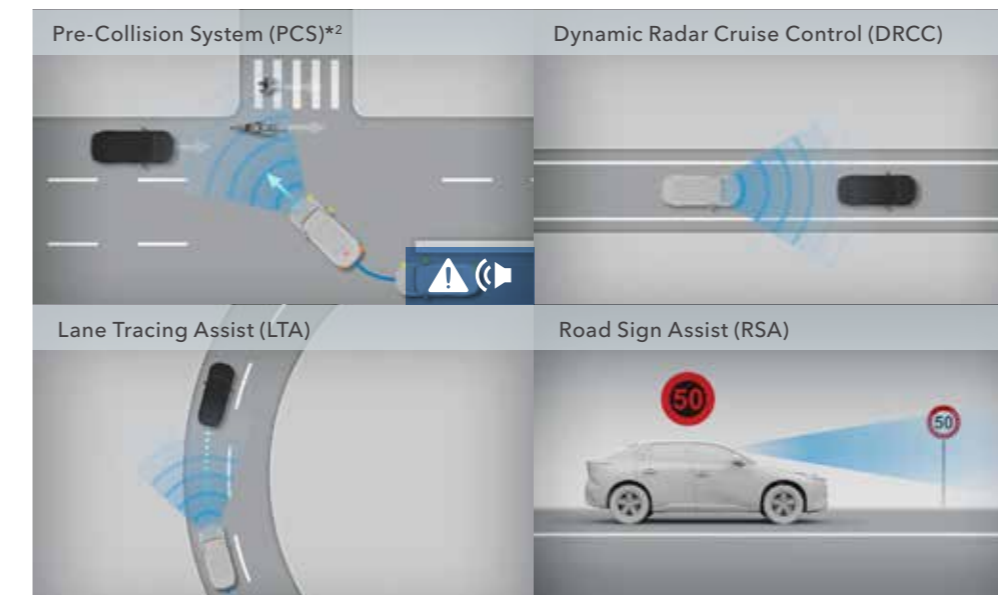
Paddle Switches

Regenerative braking levels can be easily adjusted to match your driving scenario. The strongest of the five regenerative braking levels lets you accelerate and decelerate using just the accelerator pedal, making city driving smoother and more convenient.

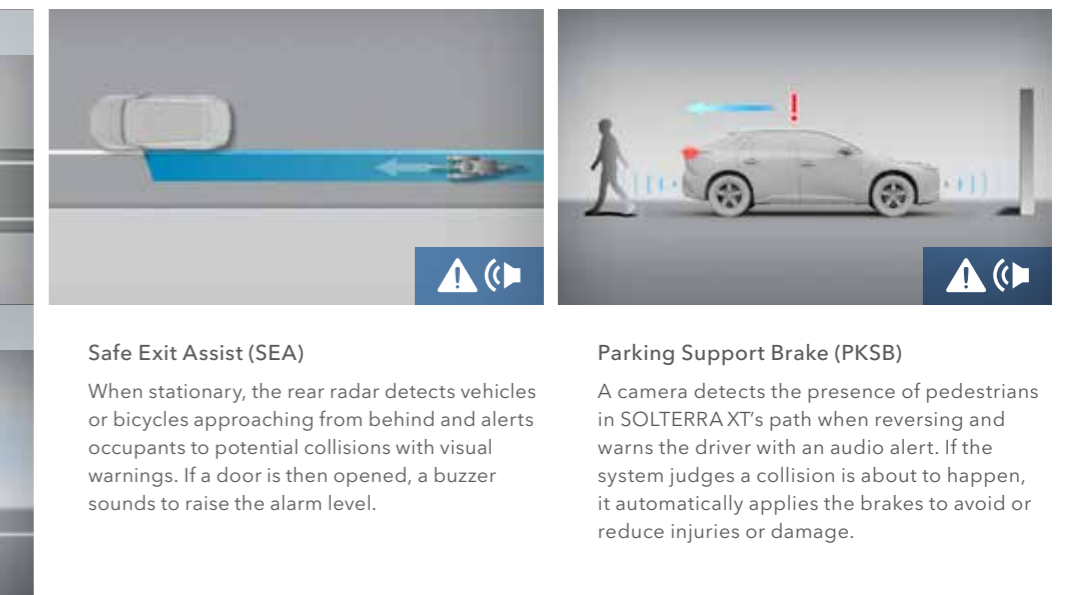
All-Around Safety You Can Trust

For decades, SUBARU has relentlessly tested and refined advanced safety systems to protect what matters most. The SOLTERRA XT embodies this commitment, featuring SUBARU Safety Sense*¹ for collision prevention and avoidance, alongside the updated e-SUBARU GLOBAL PLATFORM for enhanced protection. Every innovation brings us closer to an accident-free future.

SUBARU Safety Sense



SUBARU Safety Features



For illustration purposes only. Not to scale.

*¹ SUBARU Safety Sense is a driving support system which may not operate optimally under all driving conditions. The driver is always responsible for safe and attentive driving and observance of surroundings and traffic regulations. System effectiveness depends on many factors such as weather, road and vehicle conditions. See Owner's Manual for complete details on system operation and limitations for SUBARU Safety Sense including functions in this brochure.

*² Pre-Collision System may not work in all situations. Depending on the speed difference from objects, the object's height, and other conditions, every situation may not meet the necessary conditions for SUBARU Safety Sense to work optimally.



Uncompromised Performance

SUBARU has incorporated its expertise into a front-and-rear independent motor-driven AWD system, paired with X-MODE to enhance rough-road capability. By harnessing the quick, precise control of electric motors, the system delivers exceptional stability and performance, enabling SUBARU SUVs to tackle diverse driving conditions with confidence.



AWD System

SUBARU's AWD expertise is now in an EV, with eAxle motors at the front and rear enabling precise power distribution and brake vectoring to optimise grip for every wheel. The driver can now better grasp the ever-changing road and vehicle conditions, making it easier to maintain control. This provides greater peace of mind than ever before.

X-MODE

X-MODE enables SOLTERRA XT to drive through the toughest conditions, from deep snow to muddy trails, delivering exceptional rough-road performance. For added confidence, the Panoramic View Monitor provides visual support, helping drivers navigate challenging terrain and detect obstacles when parking.



e-SUBARU GLOBAL PLATFORM

The e-SUBARU GLOBAL PLATFORM, a dedicated platform newly developed for SUBARU BEVs, has been further enhanced. The high-capacity battery is located under the floor, lowering the centre of gravity to improve handling and maximise cabin space. Its innovative design merges the battery case with the body frame, forming a monolithic structure for improved rigidity.

Power Unit (Motor/Battery)

The powertrain unit has been completely revamped, alongside an increase in battery pack capacity. The front and rear axles deliver instant torque for rapid response and linear acceleration. A powerful 167 kW motor drives the front axle, while a water-cooled system regulates battery temperature to ensure consistent performance.



Road Clearance

SOLTERRA XT is a genuine SUV with the ground clearance needed to go rough-road. In addition, approach, departure and breakover angles are calculated to protect the body and battery.





Comfort Wherever You Go

A spacious, comfortable interior ensures relaxation for all passengers, enhanced by thoughtful features that make every moment spent inside more enjoyable. Designed for families, the interior fosters lively conversations and shared experiences inside the vehicle.



Driving Starts Here

SOLTERRA XT's cockpit embodies SUBARU's core design principles: Visibility, Simplicity, and Ease-of-use. A clean, horizontal shape creates a spacious, open interior, while essential driving information is intuitively displayed on a low-mounted instrument panel and high-visibility console.



LCD Meter
The top-mounted seven-inch TFT LCD meter features an advanced hoodless design. Positioned above the oval steering wheel, its layout minimises eye movement helping the driver to stay focused on the road.



14-inch Centre Display
The large centre display offers high visibility and minimal reflectivity for readability. Its intuitive touch panel ensures effortless operation, allowing users to access information comfortably and safely.

Wireless Charger
A wireless charger for two smartphones, compatible with the Qi standard.



Premium Harman/Kardon Audio
Six front and four rear speakers plus woofer, specifically tuned for SOLTERRA XT, provide high quality sound for all passengers.



USB C Ports
Two USB C ports, one at the front and one at the rear, allow convenient charging of smartphones and tablets etc., from anywhere in the vehicle.



Steering Heater
The entire steering wheel is heated for a warm grip in any position. Auto ON and multi-stage temperature control add convenience.



Room to Relax

SOLTERRA XT's spacious cabin offers relaxing comfort giving everyone, especially rear-seat passengers, the room to stretch out and enjoy the journey. Better still, the quiet EV performance encourages everyone to join in the conversation.



Panoramic Roof

The panoramic roof enhances the sense of spaciousness, offering an expansive view of the sky that stretches across the entire upper surface. A powered blind blocks glare and heat of direct sunlight.



Utility for Any Journey

SOLTERRA XT is a SUBARU, and it fully inherits SUBARU's unique utility. For example, the large opening cargo area features a flat floor for convenient loading/unloading of bulky items making the vehicle versatile and supremely suited to a wide variety of activities.



Hands-free Power Back Door

Simply move your foot under the rear bumper to open or close the back door—perfect for times when your hands are occupied, like carrying groceries or luggage.



Deck Board

The practical deck board allows you to adjust the luggage floor height to two levels—upper for easier loading and unloading, or lower to expand cargo space for larger items.



Battery

The SOLTERRA XT features a high-capacity lithium-ion battery with a water-cooled system to maintain optimal temperature. It delivers steady performance, even in challenging conditions like extreme weather, high-speed driving, or rapid charging—ensuring reliability and confidence on every drive.

Charging

The SOLTERRA XT is designed for convenience, with extended range and compatibility with fast charging worldwide.

150 kW DC quick charging powers the battery to 80% in just 30 minutes*. An upgraded 22 kW AC charger speeds up standard charging.

*Charge times can vary depending on many factors, including temperature, and condition of the vehicle and battery.

Charged for the Challenges Ahead

The e-SUBARU GLOBAL PLATFORM has been completely revamped to deliver next-level performance. With improved battery capacity, smarter battery management, and advanced energy efficiency optimisation for the front and rear motors, driving range has been significantly extended. These innovations ensure greater peace of mind, empowering you to explore farther than ever before.



SOLTERRA XT


DIMENSIONS L x W x H: 4690 x 1860 x 1650 mm
 FRONT MOTOR
 TYPE Permanent magnet synchronous motor
 MAX OUTPUT/MAX TORQUE 167 kW (227 PS)/268 N·m (27.3 kgf·m)
 REAR MOTOR
 TYPE Permanent magnet synchronous motor
 MAX OUTPUT/MAX TORQUE 88 kW (120 PS)/169 N·m (17.3 kgf·m)

SYSTEM
 MAX OUTPUT* 252 kW
 MAIN DRIVE BATTERY Lithium-ion battery
 TOTAL BATTERY CAPACITY 73.1 kWh (Compliance with the IEC 62660-1 standard.)
 NOMINAL VOLTAGE 384.8 V

* In-house measurement values.



Harbor Mist Grey Pearl



Harbor Mist Grey Pearl



Dark Blue Mica



Emotional Red 2




Platinum White Pearl Mica



Precious Metal



Attitude Black Mica

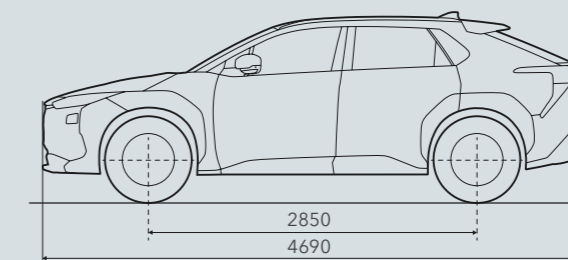
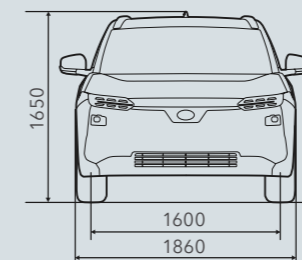


Leatherette Seats

Owing to printing locations, colours may differ slightly from those shown in this chart. In addition, colours and seat variations may vary according to the individual market.

DIMENSIONS

Dimensions are measured in accordance with standard measurement of SUBARU CORPORATION.



Not all features, options, or packages are available for all models and regions. See your specification sheet for availability. Please contact your local authorised SUBARU retailer for more details.

SUBARU CORPORATION reserves the right to alter specifications and equipment without notice. Details of specifications, equipment, colour availability and the accessory lineup are subject to suit local conditions and requirements. Please inquire at your local retailer for details of any changes that might be required for your area.

