



SUBARU



WRX / WRX STI

Always demand more.

Do more of what you love to do, and make no apologies for it. The WRX was built to help you extract maximum excitement and adventure from every moment. No matter if it's during the journey or at the destination, you'll always be ready to live life to the fullest. With invigorating excitement on the road and support for all your adventures away from it, the WRX is ready to bring more of what you crave in life, daily.






Exhilarating power and control. And looks to match.

Inspired by Subaru's success in the motorsports arena, the WRX's sporty styling artfully blends a look of power with a form of elegance. The instantly recognisable LED headlamps* and front end design add to its low centre of gravity look. Lower, wider, and more aggressive, it conveys the WRX's speed and power potential. And the available 18-inch wheels command presence on the road, inspiring confidence while renewing your passion for driving.

* Optional.



WRX



The power to escape limits. The control to shape possibility.

Exhilarating agility. Breathtaking performance. If it were any more fun, you'd have to charge admission. With handling made exceptionally precise by the control of Symmetrical All-Wheel Drive and surprising

versatility, it will make you see the world in a whole new way. The only thing the WRX won't do is let you take your eyes off it or forget the way it makes you feel.



WRX STI



**An athlete's soul.
A champion's heart.**

Power defines it. You control it.

While the 2.5-litre turbocharged SUBARU BOXER engine generating 221 kW and 407 Nm of torque provides electrifying acceleration, driving performance isn't just about numbers. That's why the WRX STI was revamped to enhance overall driving feel. Its exceptional handling, made possible by a combination of the improved 6-speed manual transmission and Multi-mode Driver Controlled Centre Differential (DCCD), provides optimum differential control even on snowy roads. And combined with the stopping power from its Brembo* brakes and cross-drilled rotors, the WRX STI is more communicative, more responsive, and more exciting to drive in many situations.

* Brembo is a registered trademark of Brembo S.p.A.





WRX

You should always be the centre of attention.

The cockpit design of the WRX redefines driver-centric with intuitive controls and customisable displays, including the wider and high-definition 5.9-inch Multifunction Display. When you sit inside, you'll immediately feel the sporty and elegant feel of the shiny black interior. Enjoy the sport-design front seats as they keep you securely in place while conquering turn after turn. Wherever the road takes you, you'll be having a sporty and satisfying driving experience.



Designed to let your instincts take the lead.

Experience the exclusive STI feel admired by motor enthusiasts worldwide. As you start your engine in the cockpit of the WRX STI, the only thing that'll keep your adrenaline under control is the captivating and elegant black interior. Secure yourself with the sporty red seatbelts of the plush and comfortable front seats as you enjoy the satisfying feel of the sporty shift knob as you overpower turns and straightaways. What's more, reading the wider, high-resolution 5.9-inch Multifunction Display comes naturally so you can be equipped with key vehicle information when you need it.



The driver is always responsible for safe and attentive driving and observance of traffic regulations.



WRX STI



Informed, entertained, and connected.

Going on the road doesn't mean you'll have to leave it all behind. Stay grounded, yet undistracted with technology that's intuitive and easy to use. The WRX and WRX STI keep you connected, on course with infotainment, navigation, and audio systems that you can either control with the touch of your fingertips or the sound of your voice. And with smartphone and iPhone*¹ connectivity, you're never free of your peers or playlists.

1 Sport Gauges with LCD Display

Vital driving information is only a glance away with these crisp, easy-to-read gauges. The easy-to-see white illumination and red needles perform a full sweep to get you ready for the drive. A 3.5-inch LCD display located in the centre of the array can be customised to put the information you desire right in your direct field of view.

2 Multifunction Display

The wider and high-resolution 5.9-inch Multifunction Display is easier to read and shows you a variety of key vehicle information to enhance connection with your vehicle. It also works as a display for the Front View Monitor to help you avoid accidents at intersections and help you park when facing a wall.

3 Apple CarPlay*² and Android Auto*³

Use today's most popular apps with Apple CarPlay*² and Android Auto*³. Voice recognition capabilities allow hands-free use, keeping everybody safe while reducing distractions when you're on the road.

4 Front View Monitor*⁴

The front grille camera projects the vehicle's front view via the Multifunction Display, increasing front visibility at intersections and when parking facing a wall.

5 Rear View Camera

When the driver shifts into Reverse, the camera displays a live colour image on the in-dash display, along with guidelines to assist in parking manoeuvres.

*1 Apple, iPhone, and iPod are registered trademarks of Apple Inc.
*2 Apple CarPlay is a trademark of Apple Inc., registered in the U.S. and other countries.
*3 Android and Android Auto are trademarks of Google Inc.
*4 Optional.



Apple CarPlay and/or Android Auto may not be available for all models and regions. Please contact your local authorised Subaru retailer for more details.
Driver is always responsible for safe and attentive driving. Please refrain from operating the touchscreen while driving.



Subaru Core Technology

Symmetrical All-Wheel Drive

Providing a driving experience that's safe and also enjoyable is the top priority of Subaru engineers. That's why almost every Subaru vehicle comes equipped with Symmetrical All-Wheel Drive as a standard feature. For the utmost confidence and control, there's simply no substitute. Every day on the road presents unexpected conditions and unexpected events, and Symmetrical All-Wheel Drive helps drivers cope with these challenges by distributing torque to all four wheels, providing traction where front- or rear-wheel-drive cars falter. Whenever you're driving a Subaru equipped with Symmetrical All-Wheel Drive, rest assured you'll have peace of mind and confidence wherever you go.

Sport-tuned Chassis

Years of heated competition, extensive testing and advances in materials and engineering, have combined to inspire chassis designs for the WRX and WRX STI. Exceptional stability and lightning quick response were central to this development, as high-tensile steel was employed throughout the frame to increase its torsional rigidity and better control the vehicle's weight. What's more, the suspension was tuned to exacting standards with stiffer stabilisers, quicker spring rates, and improvements like stiffer pillow ball bushings. This expertly balances stiffness and compliance to create immediate response and an unprecedented connection between driver, car and the road.

Active Torque Vectoring

This technology helps make handling more precise, while allowing you to push your vehicle closer to the limit. As you enter a corner and lateral g-forces take hold, the system can route power to select wheels to help you keep your intended line. This means your WRX or WRX STI responds to your steering input more immediately and more engagingly.

1 SI-DRIVE

Subaru Intelligent Drive (SI-DRIVE) lets you adapt the driving character of the WRX*¹ or the WRX STI to your needs or desires. While in Intelligent Mode [I], acceleration is smooth with an eye toward optimal efficiency. Select Sport Mode [S] for linear response, and versatile command of every condition. To extract the maximum response from the turbocharged engine, switch to Sport Sharp Mode [S#]. It gives you the most direct throttle response and precise rev control across the entire rpm range.

2 Multi-mode DCCD

The enhanced Multi-mode Driver Controlled Centre Differential (DCCD) has been revamped for even better handling ability. It allows you to dial-in the centre differential locking of the WRX STI and thereby shape its handling. Thanks to chassis advancements, electronic control is now used over the entire operating range to apportion torque to the front and rear wheels. Auto Mode finds the ideal power distribution for changing conditions, while Auto [+] keeps more power up front for increased traction. Auto [-] puts more power to the rear for tighter cornering, and the six-step Manual Mode lets you lock in your preferred handling characteristics.


3 2.5-litre DOHC Turbo SUBARU BOXER Engine

Few motors have the same reputation for pure excitement on any road as the 2.5-litre turbo of the WRX STI. It flawlessly fuses raw power with total poise as its turbo spools almost instantaneously and unleashes power for intense acceleration. Proven over the years, its performance has been made only more thrilling in the WRX STI.

4 2.0-litre Direct Injection Turbo SUBARU BOXER Engine

Advanced direct injection technology makes it more efficient. And peak torque comes on more quickly for responsiveness that is easily accessible in any driving environment. What's more, a long, flat torque curve means the thrilling power of the WRX stays with you longer.

*1 Available only on Sport Lineartronic model.
*2 Fuel consumption and CO₂ emissions: according to ECE R101-01.
*3 IW 1590 kg.
*4 IW 1700 kg.



MAX OUTPUT : 221 kW (300 PS) / 6,000 rpm	MAX TORQUE : 407 Nm (41.5 kgfm) / 4,000 rpm
FUEL CONSUMPTION : 10.9 lit./100 km* ^{2*3} , 11.2 lit./100km* ^{2*4}	CO ₂ EMISSIONS : 252 g/km* ^{2*3} , 259 g/km* ^{2*4}



MAX OUTPUT : 197 kW (268 PS) / 5,600 rpm	MAX TORQUE : 350 Nm (35.7 kgfm) / 2,400 - 5,200 rpm
FUEL CONSUMPTION : 8.6 lit./100 km* ² (Sport Lineartronic), 9.2 lit./100 km* ² (6MT)	CO ₂ EMISSIONS : 199 g/km* ² (Sport Lineartronic), 213 g/km* ² (6MT)

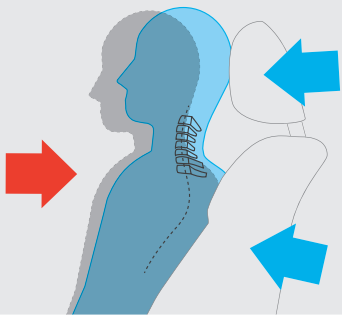
The confidence you need
to seek the excitement you desire.

As you take the WRX and WRX STI to the edge, you'll have the peace of mind of knowing Subaru has given it exceptional safety characteristics. This includes the protection of a more resilient Ring-shaped Reinforcement Frame and driver's-side knee airbag. With the assistance of Multi-mode Vehicle Dynamics Control

featuring Active Torque Vectoring, your vehicle can aid you in avoiding danger before it strikes. And your power to avoid it is enhanced by the one-of-a-kind poise and grip of Symmetrical All-Wheel Drive.

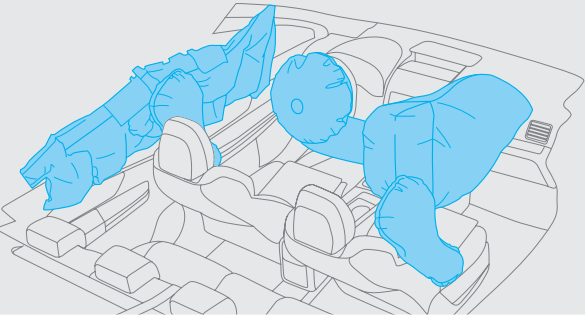


Passive Safety



Whiplash-reducing Front Seats

The WRX and WRX STI feature whiplash-reducing front seats and energy-absorbing head restraints that can help better protect front occupants from injury during a rear collision.

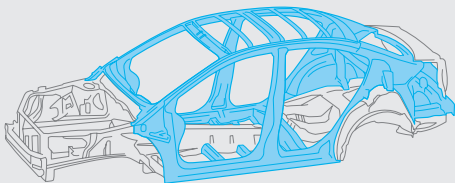


Supplemental Restraint System (SRS)*¹ Airbags

The WRX and WRX STI offer front SRS*¹ airbags, front-side and curtain SRS*¹ airbags, and a knee SRS*¹ airbag that helps protect the driver's lower extremities.

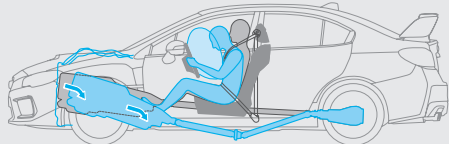
Ring-shaped Reinforcement Frame

The Ring-shaped Reinforcement Frame strengthens the passenger cabin from the roof to the doors, pillars, and floor. This design works to divert and dissipate impact energy away from the occupants in a collision. It also contributes to strengthening and lightening the chassis, leading to greater reinforced protection.

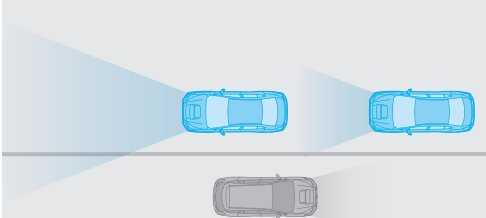


Cabin-protecting Layout

Every Subaru goes above and beyond common practice when it comes to your safety. In the event of a head-on collision, your WRX or WRX STI's SUBARU BOXER engine and gearbox are designed to avoid rushing into the cabin for your protection.

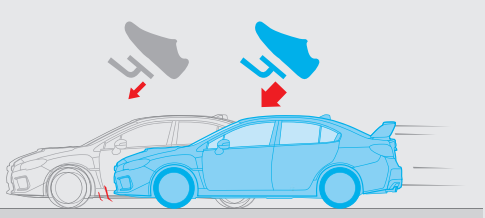


Active Safety



Advanced Safety Package: High Beam Assist (HBA)*^{2*3}

For increased awareness and visibility, the WRX and WRX STI feature High Beam Assist. HBA can automatically toggle between high and low beams depending on road conditions such as speed and oncoming traffic, enhancing visibility.

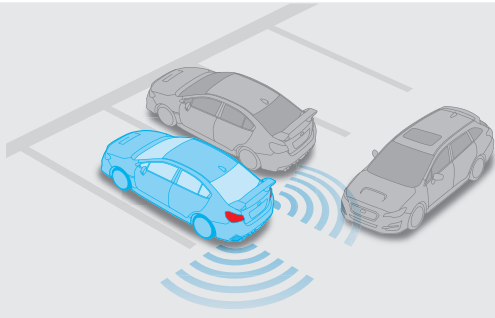


Brakes

The WRX and WRX STI feature technologies that improve braking, and your safety. Brake Assist helps you fully engage the brakes in an emergency. Brake Override can help you avoid a potential hazard by overriding the gas pedal input if both the brake and gas pedal are pressed at the same time.

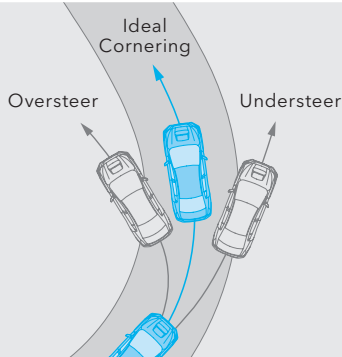
Advanced Safety Package: Subaru Rear Vehicle Detection (SRVD)*^{2*3}

Subaru Rear Vehicle Detection uses sensors placed around the vehicle to alert you of vehicles in your rear blind spots for safer lane changes, and can also warn you of potential collision danger, while driving in reverse into a street with cross traffic.



Multi-mode Vehicle Dynamics Control System

Multi-mode Vehicle Dynamics Control System helps protect you from a detected loss of control while offering three distinct modes for flexible performance. Normal Mode fully engages the system. Change to Traction Mode to raise the threshold for intervention, thereby allowing you to maximise your control and the torque delivered to the wheels. You can even select Off Mode to deactivate Vehicle Dynamics Control.




*¹ Effective when used in conjunction with seatbelts.

*² The driver is always responsible for safe and attentive driving and observance of traffic regulations. Please do not depend solely on the Advanced Safety Package features for safe driving. There are limitations to the features of this system. See Owner's Manual for complete details on system operation and limitations. Please ask your retailer for more details.

*³ Optional.

WRX Features



- 1 18-inch Aluminium-alloy Wheels (Dark Gun Metallic)**

The race-inspired, sporty and powerful design of the 18-inch aluminium-alloy wheels inspires power and performance, making driving more enjoyable.
- 2 Rear Diffuser and Twin Dual Tail Muffler**

These enlarged tail mufflers hint at the sporty performance within.
- 3 LED Front Fog Lamps*¹**

The stylishly redesigned LED fog lamps and bezels add to the wide and low stance of the WRX's more aggressive front face styling, emphasising its performance potential.
- 4 Roof Carrier Brackets**

Maximise your active lifestyle with the roof carrier brackets, which make attaching and removing a roof carrier much more convenient.
- 5 Electronic Parking Brake (EPB)*¹**

Easily activated or released with a flick of a switch, the caliper-integrated EPB clasps the brake pads with motor power. When stopped on a hill, EPB is automatically activated. When you step on the gas, EPB is automatically deactivated while Hill Holder prevents rollback.
- 6 Paddle Shifters*²**

Paddle shifters are mounted on the steering wheel for fingertip control, giving you the power to select the gear ratio of the Lineartronic that best suits your driving situation. They also provide a six-step manual mode for quick response on demand. The result is a sharper and sportier driving experience.
- 7 Leather Seats with Lumbar Support*¹**

Find your ideal driving position with these sporty black seats. The power lumbar support helps reduce fatigue on those long drives.
- 8 Rear Seat Armrest with Cup Holders**

Enjoy front-row comfort in the second row with the rear seat armrest, which folds down for extra comfort.

WRX STI Features



- 1 LED Steering Responsive Headlights (SRH)**

Powered by LEDs, these bifunctional headlamps combine low and high beams and are steering-responsive, providing good visibility around turns at night.
- 2 18-inch Aluminium-alloy Wheels (Dark Gun Metallic)**

Sleek, stiff, and strong, the 18-inch aluminium-alloy wheels give the WRX STI an iconic look, with all the performance to match.
- 3 Brembo*³ Brakes**

The ultimate name in high-performance braking: Brembo*³. The calipers come in an exclusive yellow paint for an eye-catching look, while the larger ventilated disc rotors help you drive with precision and control.
- 4 Rear Large Spoiler*¹**

Add more style with the aerodynamic Rear Large Spoiler for the WRX STI.
- 5 Dual-zone Automatic Air-conditioning System**

Manage airflow and temperature of the driver and passenger sides independently with the available dual climate control. A microscopic filter helps keep dust out of the cabin.
- 6 Keyless Access with Push-button Start**

Your key fob gives you easy keyless access. Simply grip the door handles to unlock them, and start the engine with a button. Even without your fob, a 5-digit PIN code can unlock the doors.
- 7 Dimpled Leather-wrapped D-shaped Steering Wheel with Red Stitching**

Around every corner, you'll be thankful for the WRX STI Leather-wrapped D-shaped Steering Wheel. With stylish red stitching accents, this D-shaped wheel incorporates a dimpled texture for exhilarating handling and control.
- 8 Leather Seats with Lumbar Support*¹**

These elegant leather seats with power lumbar support help you find your ideal driving position for a comfortable driving experience.

*¹ Optional.
*² Available only on Sport Lineartronic model.
*³ Brembo is a registered trademark of Brembo S.p.A.

Lineup

WRX

DIMENSIONS L x W x H: 4595 x 1795 x 1475 mm
ENGINE Horizontally opposed, 4-cylinder, turbocharged, DOHC 16-valve, petrol
CAPACITY 1998 cc
MAX OUTPUT 197 kW (268 PS) / 5,600 rpm
MAX TORQUE 350 Nm (35.7 kgfm) / 2,400 rpm – 5,200 rpm
TRANSMISSION 6MT or Sport Lineartronic, AWD



Ice Silver Metallic

WRX STI

DIMENSIONS L x W x H: 4595 x 1795 x 1475 mm
ENGINE Horizontally opposed, 4-cylinder, turbocharged, DOHC 16-valve, petrol
CAPACITY 2457 cc
MAX OUTPUT 221 kW (300 PS) / 6,000 rpm
MAX TORQUE 407 Nm (41.5 kgfm) / 4,000 rpm
TRANSMISSION 6MT, DCCD AWD



WR Blue Pearl




Exterior Colours




Crystal White Pearl



Ice Silver Metallic



Magnetite Grey Metallic



Crystal Black Silica



WR Blue Pearl



Lapis Blue Pearl



Pure Red

Interior Trim



Leather*¹ (WRX)



Fabric (WRX)



Leather*¹ (WRX STI)



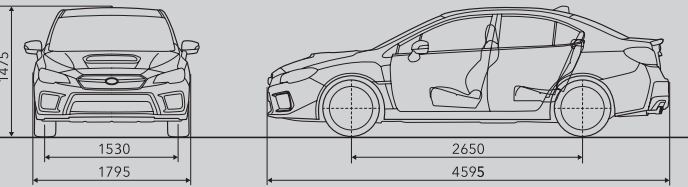
Ultrasuede®*² / Leather (WRX STI)

Owing to printing locations, colours may differ slightly from those shown in this chart. In addition, colours and seat variations may vary according to the individual market.

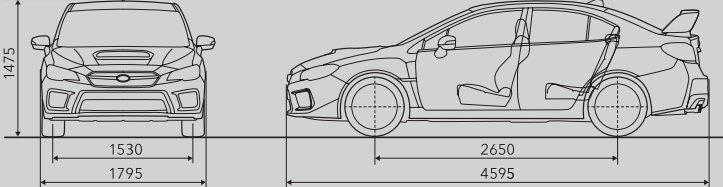
*1 Optional. *2 Ultrasuede is a registered trademark of Toray Industries, Inc.

Dimensions

WRX



WRX STI



Dimensions are measured in accordance with standard measurement of SUBARU CORPORATION.

Not all features, options, or packages are available for all models and regions. See your specification sheet for availability. Please contact your local authorised Subaru retailer for more details.

SUBARU CORPORATION reserves the right to alter specifications and equipment without notice. Details of specifications, equipment, colour availability and lineup are subject to suit local conditions and requirements. Please inquire at your local retailer for details of any changes that might be required for your area.

subaru-global.com

SUBARU CORPORATION

Printed in Japan (20BR GTE9 2019.06)

Subaru Interactive Experience

To help you explore all things Subaru, we offer various digital materials with a wide range of exciting, interactive content such as 360-degree views and videos.

subaru-global.com/ebrochure

youtube.com/user/SubaruGlobalTV

facebook.com/SUBARU.GLOBAL